



# VCS™

VERSATILE CUP SYSTEM



- ADAPTERS
- HARD CUPS
- DISPOSABLE LINERS
- LIDS
- DISPENSER




## What does the VCS cup system mean for your shop?


### More consistency and improved color match



- **VCS** vented liners allow you to spray vented and unvented, on the fly, depending on where you are on the car
  - **VENTED USE:** provides unrestricted paint flow, which improves color match and consistency
  - **SEALED USE:** gives you more versatility in the paint booth, especially when spraying hard-to-reach areas like wheel wells and rocker panels at extreme angles—even upside down



- **VCS** Liner locks into hard cup, making lid removal easier for refilling
- Specially designed liner vent and hard cup flange eliminate drips
- 13 oz., 22 oz. and 32 oz. cup and liner sizes
- Hard cups available in Mixing Ratios or Blank versions
- Blank cups ensure mixing is completed on a paint scale
- Eliminates the need for a separate mixing cup
- One lid fits all cup sizes
- Built-in filter is removable for higher viscosity liquids such as primer filler
- Wide-mouth stainless steel adapters available for most popular spray guns (see pages 4, 5, 6)
- Saves cleaning time and reduces solvent waste




## Are you starving your spray gun?


### Hard cup systems and traditional liner systems can restrict paint flow



Cup A: The vented hard cup system dispensed all fluid in the cup, but produced a stop and go "glugging" restriction that creates an inconsistent paint flow.



Cup B: The liner system created a major restriction, visibly showing that it would starve the spray gun of fluid. The final 8 oz. of fluid in the cup would not flow out of the cup.



**VCS** Cup: The hard cup and vented liner system dispensed all fluid in the cup, with the vent open. It produced a constant flow of unrestricted fluid for improved color match and a more consistent finish.

The **VCS** cup system can be used at any angle, even upside down.

\*This test is a visual demonstration of fluid restrictions created by hard cup systems and traditional liner systems.

# HARD CUPS & VENTED LINERS



## HARD CUPS

- Available in 32 oz., 22 oz., and 13 oz. sizes, with or without mixing ratios
- Impact resistant polypropylene is durable and easy to clean

Part No.	Product	Case Qty	Unit Qty
92130	32 oz. Hard Cup w/mix ratios	10 Units	2 Cups
92132	32 oz. Blank Hard Cup	10 Units	2 Cups
92110	22 oz. Hard Cup w/mix ratios	10 Units	2 Cups
92112	22 oz. Blank Hard Cup	10 Units	2 Cups
92120	13 oz. Hard Cup w/mix ratios	10 Units	2 Cups
92122	13 oz. Blank Hard Cup	10 Units	2 Cups



## VENTED LINERS

- Can be used vented or sealed
  - VENTED USE:** provides unrestricted paint flow, which improves color match and consistency
  - SEALED USE:** for painting upside down in wheel wells, rocker panels and hard to reach areas
- Locks into the hard cup, making lid removal easier for refilling
- Available in 13 oz., 22 oz., and 32 oz. sizes

Part No.	Product	Case Qty	Unit Qty
92200	32 oz. Liner	4 Units	50 Liners
92210	22 oz. Liner	4 Units	50 Liners
92220	13 oz. Liner	4 Units	50 Liners

# LIDS & SPRAY CENTER DISPENSER



## LIDS

- Unique design with 4 snap tabs eliminate the need for an additional locking ring
- Built-in filter is removable for higher viscosity materials
- Fits all **VCS** cup sizes

Part No.	Product	Case Qty	Unit Qty
<b>92300</b>	Lid with 125 Micron filter	4 Units	50 Lids 25 Caps



## SPRAY CENTER DISPENSER

- Holds 200+ liners and 100+ lids
- In addition to all 3 size liners, dispenser also holds standard 32 oz. mixing cups
- Powder coated steel construction
- Clear door identifies when to refill

Part No.	Product	Unit Qty
<b>92430</b>	VCS Dispenser	1 Dispenser

# ADAPTERS



Part No.	Product	Case Qty	Unit Qty
<b>1</b> 92501	Adapter 1	10 Units	1 Adapter
<b>10</b> 92510	Adapter 10	10 Units	1 Adapter
<b>11</b> 92511	Adapter 11	10 Units	1 Adapter
<b>12</b> 92512	Adapter 12	10 Units	1 Adapter
<b>13</b> 92513	Adapter 13	10 Units	1 Adapter
<b>20</b> 92520	Adapter 20	10 Units	1 Adapter
<b>21</b> 92521	Adapter 21	10 Units	1 Adapter
<b>30</b> 92530	Adapter 30	10 Units	1 Adapter

Part No.	Product	Case Qty	Unit Qty
<b>40</b> 92540	Adapter 40	10 Units	1 Adapter
<b>41</b> 92541	Adapter 41	10 Units	1 Adapter
<b>42</b> 92542	Adapter 42	10 Units	1 Adapter
<b>43</b> 92543	Adapter 43	10 Units	1 Adapter
<b>44</b> 92544	Adapter 44	10 Units	1 Adapter
<b>45</b> 92545	Adapter 45	10 Units	1 Adapter
<b>46</b> 92546	Adapter 46	10 Units	1 Adapter
<b>47</b> 92547	Adapter 47	10 Units	1 Adapter

See our list of spray guns and matching **VCS** Adapters on pages 5 and 6.

# VCS ADAPTER CROSSOVER LIST

## SPRAY GUNS AND MATCHING VCS ADAPTERS

<b>Accuspray</b>	<b>Part#</b>
Performax 05-300 Mini	92543

<b>AirVerter</b>	
Performax 05-300 Mini	92543

<b>AmPro</b>	
AR6025	92543

<b>Astro</b>	
GF6S Mini	92543
6GFS Mini HVLP	92543
4020 Mini	92543

<b>Asturomec</b>	
9011 Series	92542

<b>ATD</b>	
3845 Mini	92543
6900 Series Mini	92543

<b>C.A. Technologies</b>	
Techline TJR	92543

<b>CAPspray</b>	
Mini	92543

<b>Central Pneumatic</b>	
Mini	92543
Professional Mini	92542

<b>Cornwell</b>	
PSG-1200 Mini	92543
6GFS Mini HVLP	
4020 Mini	

<b>CRS Product</b>	
Mini	92543

<b>Dart Products</b>	
H2000MG Mini	92543

<b>DeVilbiss</b>	
Compact 506 Gravity	92520
Compact 510 Trans Tech Gravity	92520
CVi 522G	92520
CVi 620G	92520
CVi 620GW	92520

<b>DeVilbiss</b>	<b>Part#</b>
dRd	92520
EXL 620G	92520
Finishline FLG4 gravity models	92520
Finishline FLG-615	92520
Finishline FLG-635	92520
Finishline FLG-643	92520
Finishline FLG-645	92520
Finishline FLG-647-WB	92520
Finishline FLG-648	92520
Finishline FLG-651-G	92520
Finishline FLG-653-G	92520
Finishline FLG-654	92520
Finishline FLG-691	92520
Finishline FLG-695	92520
GFG-5	92520
GFG-516	92520
GFG-517	92520
GFG-518	92520
GFG-670 PLUS	92520
GFHV-510	92520
GTi 600G	92520
GTi 625G Waterborne	92520
GTi Millennium 2000	92520
GTi Millennium 620G	92520
GTi Pro Base	92520
GTi Pro Clear	92520
GTi Pro Digital	92520
GTiW Waterborne	92520
JGA-535G	92520
JGA-635G	92520
PRI 610G Primer	92520
TEKNA	92520
TEKNA Clearcoat	92520
TEKNA Copper	92520
TEKNA Prolite	92520
TEKNA Primer	92520
TEKNA QuickClean	92520
DV1	92520
DV1 Clear	92520
GPG	92520
Compact 506 Siphon	92521
Compact 507	92521

<b>DeVilbiss</b>	<b>Part#</b>
Compact 510 Trans Tech Siphon	92521
Compact Mini HVLP	92545
Compact Mini Trans Tech	92545
EXL 520S	92521
Finishline FLG4 siphon models	92521
Finishline FLG-606	92521
Finishline FLG-645	92521
Finishline FLG-626	92521
Finishline FLG-693	92521
Finishline FLG-694	92521
GTi Millennium 620S	92521
Finishline FLG-654	92521
Finishline FLG-691	92521
Finishline FLG-695	92521
JGA-504	92521
JGA-510-57D	92521
JGA-510-57DE	92521
JGA-636	92521
JGA-644	92521
JGA-670 PLUS	92521
TGHV530	92521
VTX	92521
Finishline Master Kit Std.	92530
Startingline Std.	92530
SRI	92545

<b>Grip</b>	
Mini	92543

<b>Ingersol Rand</b>	
200G	92543

<b>ItalcoProduct</b>	
Mini	92543

<b>Iwata/Air Gunsa</b>	
AZ3 HTE 2	92510
Supernova LS-400	92510
Supernova WS-400	92510
LPH-300	92511
W300	92511
W300LV	92511
LPA-94	92512

# VCS ADAPTER CROSSOVER LIST

<b>Iwata/Air Gunsa</b>	<b>Part#</b>
LPH400 LV	92512
LPH400 LVX	92512
LPH440 Primer	92512
VX929	92512
VXL949 Primer	92512
W400 W400LV	92512
WR-400	92512
LPH-80 Mini	92513

<b>Mac</b>	
SG1100-10 Mini	92543

<b>Mark I</b>	
AF7002 Mini	92543

<b>Matco</b>	
MTDPGHV1 Detail Gun	92543
MTDPGHV8 Detail Gun	92543
RL-75 Mini	92543

<b>Mountain</b>	
Star Mini	92543

<b>NESCO</b>	
808 Mini	92543

<b>Porter Cable</b>	
PSH2 Mini	92543

<b>PRO-TEK</b>	
2500 Mini	92543
2550 Mini	92543

<b>Sagola</b>	
475 Mini	92546

<b>SATA</b>	
Minijet 4400 B RP QCC	92501
5000 RP QCC	92501
100 BF HVLP QCC	92501
100 BF RP QCC	92501
100 BP QCC	92501
1000 B HVLP QCC	92501
1000 B RP QCC	92501

<b>SATA</b>	<b>Part#</b>
2000 HVLP QCC	92501
2000 RP QCC	92501
3000 B HVLP QCC	92544
3000 B RP QCC	92501
3000 HVLC	92501
3000 RP	92501
4000 B HVLP QCC	92501
4000 RP QCC	92501
5000 B HVLP QCC	92501
5000 B Phaser	92501
5000 B Phaser RP	92501
B	92512
B NR-92	92512
B NR-95	92512
LM 2000 H RP	92520
H	92520
KLC-B	92540
KLC-P	92540
KLC-RP	92540
LM 2000 B	92540
LM 2000 K	92540
LM-92	92540
MBC Primer	92540
MBC-90	92540
90	92540
90-2 HVLP	92540
90-2 RP	92540
NR 2000 RP	92540
NR 2000 HVLP	92540
Dekor 2000	92546
QCC 5500	92541
Minijet 3000B	92544
Minijet 1	92546
Minijet 2	92546
Minijet 3	92546

<b>Sharpe (Graco)</b>	
FX-200 Conventional	92512
FX-300 HVLP	92512
Cobalt HVLP Euro	92520
775 Siphon	92521

<b>Sharpe (Graco)</b>	<b>Part#</b>
Razor Siphon	92521
Finex FX1000 Mini	92530
Finex FX2000 Conventional	92530
Finex FX3000 HVLP	92530

<b>Smart (Finishmaster)</b>	
Spray Gun Kit Mini	92543

<b>Snap-On</b>	
Blue Point BF325 Mini	92543

<b>Walcom</b>	
Genesis Carbonio 360	92540
Slim Kombat	92540
GEO EGO	92542

<b>Warwick</b>	
Mini	92543

<b>3M</b>	
Performance Spray Gun	92547



# STANDARD OPERATING PROCEDURES

## 1 INSTALL ADAPTER



Review crossover sheet to determine the correct adapter for your spray gun.

Insert adapter into spray gun and tighten.

## 2 INSTALL LINER



Insert liner into hard cup. Make sure to align vent tabs on liner with slots in bottom of hard cup.

Turn liner clockwise to lock in place.

Fill cup with desired material.

## 3 ATTACH LID



Firmly press lid onto assembled cup and liner.

Lock down all four lid tabs.

## 4 ATTACH CUP TO SPRAY GUN



Press adapter onto assembled cup. Align locking tabs on adapter to corresponding tabs on lid.

Turn clockwise until lid locks in place.

⚠ Locking only takes a quarter turn.

## 5 OPEN/CLOSE VENT



Open vent in liner for most spray applications.

For inverted spray applications, close vent and allow liner to collapse.

⚠ Don't forget to close vent for liquids storage or when inverting.

⚠ CHECK LOCAL VOC REGULATIONS TO ENSURE COMPLIANCE OF ALL PRODUCTS IN YOUR AREA. ALWAYS WEAR OSHA REQUIRED (PPE) PERSONAL PROTECTION EQUIPMENT TO ENSURE YOUR SAFETY.



Learn about VCS Versatile Cup System  
[semproducts.com/vcs](http://semproducts.com/vcs)

**SEM Products, Inc.**  
Rock Hill, SC

Tech Support: 1-800-831-1122  
Customer Care: 1-866-327-7829  
[semproducts.com](http://semproducts.com)